



ANNUAL REPORT 2011

ROYAL SOUTH YARRA LAWN TENNIS CLUB

(Founded 1884)

ACN 004 119 733 ABN 77 004 119 733

310 WILLIAMS ROAD NORTH, TOORAK VICTORIA 3142

Annual General Meeting

NOTICE IS HEREBY GIVEN THAT THE ANNUAL GENERAL MEETING OF THE CLUB WILL BE HELD
AT THE CLUBHOUSE ON THURSDAY, 24 NOVEMBER 2011 AT 6:00 P.M.

Business

1. To receive and consider the report of the Committee, the Statement of Financial Position as at 30 June 2011 and the Statement of Income and Expenditure for the year then ended, together with the report of the Auditors.
2. To elect the Committee and other Officers in place of those retiring.
3. Presentation of pennants and awards.
4. To deal with any other business which under the Articles of Association ought to be transacted at the meeting.

Proxies

A member entitled to attend and vote at a meeting of the Club is entitled to appoint a person, including the chairperson, as proxy to attend and vote instead of that member. The proxy form is available from the administration office of the Club and should be lodged at that office by Tuesday, 22 November 2011 by 5.00 p.m.

Restricted Playing Members, Non Playing Members (other than Special Non Playing Members), House Members, Junior Members, Temporary Members, Honorary Members and Absentee Members are not entitled to vote or to appoint proxies.

Candidates for Office

The names of all candidates for office, together with the names of their proposers and seconders, must be in the hands of the Honorary Secretary at least 30 days before the Annual General Meeting. Each nomination must be in writing and, where practicable, be accompanied by the written consent of the candidate. Should a ballot be necessary, because the number of candidates exceeds the number of vacancies, the Honorary Secretary will forward before the date of the elections, a Ballot Paper to every member entitled to vote.

By order of the Committee

Peter S. F. Lie

Honorary Secretary

27 September 2011

OFFICE BEARERS



President
George I. Stogdale



Vice President
Susan J. Strangward



Captain
C. Jane Murray




Honorary Secretary
Peter S. F. Lie



Honorary Treasurer
Richard A. Leckey


COMMITTEE



Drew C.
Fenton



Dianne M.
Hepworth



Brent A.
Hutchinson



Simone L.
Munro



Jonathan M.
Roberts



Derek P.
Skues

IMMEDIATE PAST PRESIDENT

Robert T. Hinton

GENERAL MANAGER

Kim D. Young

AUDITORS

Deloitte Touche Tohmatsu

COMMITTEES & ACTIVITY GROUPS

EXECUTIVE

George I. Stogdale (Chairman)

Richard A. Leckey
 Peter S. F. Lie
 C. Jane Murray
 Susan J. Strangward
 Kim D. Young (General Manager) *

FINANCE

Richard A. Leckey (Chairman)

Ross M. Kemp
 Chris G. O'Farrell
 David A. Hepworth
 Lloyd R. Thomas
 Kim D. Young (General Manager)
 Jessica Elliott (Graduate Accountant)
 Tim Juusti (Finance Director) *

FOUNDATION TRUSTEES

John L.C. McInnes (Chairman)

Peter H. Clarke
 George I. Stogdale
 Susan J. Strangward
 Kim D. Young (General Manager) *

BUILDING

Derek P. Skues (Chairman)

Peter S.F. Lie
 Kim D. Young (General Manager) *

MEMBERSHIP ADVISORY BOARD

Susan J. Strangward (Chairman)

Astrida E. Cooper
 Graham W. Duncan
 James A. Gardiner
 E. Ian Gillon
 Brent A. Hutchinson
 Ann C. Hyams
 Gina R. Israel
 Rosemary M. Macdonald
 Susan N. McNeur
 Wendy W. Seward
 Letitia M.H. Shelton
 Robyn A. Baker (Administration & Membership Manager) *

CAPTAINS

C. Jane Murray (Chairman)

Lachlan M. Beer
 James F. Bull
 Sophie L. Cleve
 David A. L. Court
 Eliza J. Holyman
 Roger L. Moritz
 Simone L. Munro
 Kirby A. Roper
 Hamish J. Salmon
 Hugo J.B. Sampson
 C. Alec M. White
 Andrew McLean (Coach)
 Julian O'Donnell (Sports Director) *

JUNIOR TENNIS

Kirby A. Roper (Chairman)

Sue F. Albert
 Emma J. C. Baxter
 Janet N. Cameron
 Petille A. Faulkner
 Henrietta C.H. Happell
 Elizabeth Jarman
 Anthony M. Joubert
 Sarah E.G. Kirkwood
 Oenone K. Ritman
 Andrew McLean (Coach)

ACTIVITIES & COMMUNICATIONS

Dianne M. Hepworth (Chairman)

Adrian P. A. Bell
 David C. Bone
 Amanda L. Shiels
 James Fien (Hospitality Director) *

CLUBHOUSE & GROUNDS

Jonathan M. Roberts (Chairman)

Lyn Cracknell
 John S. Dixon
 William W. Turner (Curator) *

COMMITTEES & ACTIVITY GROUPS

SUNDAY MORNING TENNIS

Graeme D. Mollison

David L. Sweeney

LADIES MONDAY TENNIS

Virginia A. Jelbart

TUESDAY LADIES TENNIS

Shadda Abercrombie

P. Jane Roberts

BRIDGE

Mary Church

Jill P. Chambers

BILLIARDS

Jonathan W. Harris

SENIORS GROUP

Rosemarie Macdougall

Donald J. McDonald

Graeme D. Mollison

Wendy W. Seward

ARCHIVES

John W. Carre-Riddell

Richard W. Strangward

** Secretary to Sub-committee*

REPORT OF THE COMMITTEE

TO THE MEMBERS, ROYAL SOUTH YARRA LAWN TENNIS CLUB

The Committee presents the accounts of the Club for the year ended 30 June 2011, and reports to you on the affairs of the Club for this period.

Clubhouse Redevelopment Project

The clubhouse redevelopment project has occupied much of the Committee's time over the last financial year. The project was delayed by bad weather and adverse latent conditions. Throughout the construction period the staff continued to provide bar and dining facilities using the Como Room and Norman Brookes Room. Some inconvenience was experienced by women members whilst their change rooms were replaced. Hospitality revenue was reduced as there was very limited capacity for functions.

Notwithstanding the limitations of the clubhouse over this period, members continued to support the bar and dining operations of the Club, and many members have commented on how much they have enjoyed using the Western Terrace.

A wheelchair lift was installed providing access to the Western Terrace, the Norman Brookes Room and the Como Room from the northern car park, which proved popular from the moment it was installed.

Tennis & Squash

The Captain's Committee has worked hard over the last year to increase the number of members playing tennis. The number of members playing competitive tennis has increased, and social tennis has been promoted to members. Night tennis has increased in popularity. A re-vamped "Electric Light Tournament" has been successfully promoted on a regular basis to younger members.

The Tennis Championships were conducted in February using an on-line registration and draw. The Open Men's Singles title was won by Andrew Poustie and the Open Women's Singles title was won by Tayla Stenta. The number of entrants to the championships was slightly higher than last year.

The Squash Open Championship was won by James Kavourakis for the fourth consecutive year. The Dick Doyle Trophy for the best win/loss ratio over two seasons of pennant was won by David Court.

The Junior Tennis Sub-committee staged a highly successful Junior Tennis & Activity Day (formerly Junior Promotion Day) which was attended by 102 children. The Stan Churchus Trophy for sportsmanship and dedication to the Club was won by Lachlan Hicks.

In the Tennis Victoria pennant competition the Club fielded 18 teams in the winter competition and one team in the Premier League competition, involving some 130 members. The Warren Kennedy Memorial Trophy for the best performed men's pennant player was awarded to James Bull. The Ethel Le Neveu Trophy for best performed women's pennant player was awarded jointly to Vanessa Calvert and Jane Murray.

The porous courts have been well used by members this year, with many of the courts receiving additional porous material to replace what was washed away in the wettest year in the last ten years. The grass courts (other than courts 1 and 2 which were unavailable because of the redevelopment project) played well throughout the summer season.

Constitutional Review

There were a number of problems that became apparent in the course of the Committee elections in November 2010. The President indicated at the 2010 Annual General Meeting that a review of the whole constitution of the Club, including the election process and procedures would be conducted. This work has been done and a new constitution has been prepared and will be put to members at an Extraordinary General Meeting on 29 September 2011.

Strategic Review

Since the conclusion of the financial year the Committee has been developing a Strategy Plan for the Club to provide a framework for decision making over the next few years. Strategies are being developed for each of the following areas of operation:

- Membership;
- Sporting Activities;
- Clubhouse Activities;
- Communications;
- Property and Assets;
- Finance;
- Governance and Staff; and
- Stakeholders and Partners.

Membership Review

In parallel with the Strategic Review a membership review has been undertaken to address declining membership applications and declining interest in younger members retaining their membership of the Club, by providing greater incentives, benefits and flexibility in the membership arrangements and to rationalise the membership categories.

The Club's Investment Properties

Following advice from Council that the Club required a permit to use Unit 11, 3 Verdant Avenue, Toorak for short-term member accommodation, the Club applied for such a permit which was refused. The property has since been let on a yearly tenancy resulting in an improved return.

The Club received legal advice concerning Land Tax paid on 2 Glover Court, Toorak. The Committee decided to discontinue letting this property. Application has been made to the Victorian Government for a refund of some land tax paid for the Mont Verdant property over the last few years, and an exemption from paying land tax on the Glover Court property in the future. The result of this application is pending. "Mont Verdant" was repainted externally and benefitted from some minor interior renovations.

Crèche

During the year work commenced to extend the Pavilion to include a crèche for the benefit of members with young children who wish to use the Club's facilities. The crèche is intended to accommodate up to 15 children (a substantial improvement over the three children catered for in the old clubhouse), and when not being used as a crèche, the area will allow for viewing of tennis and associated uses.

Other Member Activities

Despite the limitations of the clubhouse during the redevelopment, many and varied activities have taken place at the Club, and outside it, involving members, such as Seniors Group functions involving visits to vineyards and the Oaklands Hunt Club (to mention just two of many such events); Bridge; the Caulfield Cup Calcutta Dinner; the City Clubs Wine Challenge; and a visit to the Australian Open. In all the circumstances of the clubhouse redevelopment, a decline in participation was expected, but members have continued to strongly support the Club's non-sporting activities.

Financial

The Club's financial position is dealt with in the Treasurer's Report to members. In summary, the Club's position is strong, and with the completion of the Clubhouse Redevelopment Project, the Committee believes members' increased use of the Club's facilities will increase the relevance and sustainability of the Club.

Reciprocal Clubs Review

The Committee undertook a review of the clubs with which the Club has reciprocal arrangements and decided to actively seek out clubs which would be desirable for our members to visit, and which may have members who would benefit from visiting us. This work has resulted in arrangements being entered into with The Rot Weiss Lawn Tennis Club, Berlin, The Lansdowne Club, London, the Phyllis Court Club, Henley-on-Thames, The Tennis Club Alberto Bonacossa, Milan, Italy, The Tennis Club Parioli, Rome, Italy, the New York Athletic Club, The Shanghai Racquet Club, The United Services Recreation Club, Hong Kong, and The Singapore Cricket Club. We are continuing to make further enquiries with several other clubs. A detailed list can be obtained from the administration office.

Thanks

The Committee thanks all of the Club's sub-committees, staff and especially General Manager, Kim Young and his senior management team for their work in this financial year. The challenges have been substantial and protracted. However it has been a successful year, and the Club is now well positioned to build on its reputation as one of the finest sporting and social clubs in Australia.

SPORTS

Tennis

This financial year was the start of the wettest winter in many years.

The rain helped our porous courts to be playing well and the groundsmen did a great job having the grass playing as well as they did considering at times they looked more like an ice-skating rink. We were however blessed with beautiful weather for our Senior and Junior Club Championships.

It has been our aim to provide opportunities for all standards of tennis from social to the highest grade of competition. We increased our number of competitive teams in pennant, and maintained the Night Tennis, Mid-week Ladies competition and the Bayside summer competition teams. We implemented a weekend social tennis format. There has been some traditional tennis formats and social events that have seen numbers decline.

However, the Electric Light Tournament has been rejuvenated and is now an event for the younger members and their visitors to enjoy some tennis, drinks and music at the Pavilion.

The Captain's Committee has contributed substantially to the Strategic Review. It has been assisted by the appointment of a new Sports Director, Julian O'Donnell who has brought substantial expertise in organising club tennis events.

Pennant Tennis

In 2010 the Club entered 10 teams in the women's Tennis Victoria pennant competition, being represented in every grade of the competition. This was a first for the Club and for the competition.

The season ended strongly with the two Grade 1 teams meeting in the semi-final. The team captained by Marie Monterosso, narrowly defeated Jess Heeps-Eriksen's team in the semi-final. Royal South Yarra was defeated in the grand final by Kooyong Lawn Tennis Club.

The two Grade 3 teams captained by Tayla Stenta and Sharon Werka played off in the grand final. Tayla's team were the Tier 1 Sectional winners and were victorious in the grand final. This assured the Club of a winners and runners-up pennant.

The Grade 4 team captained by Rebecca Murray were Tier 1 sectional winners and went through to the grand final finishing runners-up, being defeated by Glen Iris Tennis Club.

Eight teams were submitted in the men's competition, which was down on previous years, opting for a larger team composition to cover participation rates. Unfortunately, this meant players would not get regular play and it did not solve the participation problem.

In October the Club was represented in a new competition introduced by Tennis Victoria, namely the Premier League (formerly State Grade) and the advantage of having two teams in Grade 1 allows the ability to compete in this competition as the team composition requires up to 10 players. This was the first year of the competition and the standard was exceptionally high and the tennis was wonderful to watch. The Committee hosted the home matches where the visiting Club members and players were entertained at an afternoon tea in the Pavilion.

The Club's sports section is best celebrated at the Sports Dinner in August and that is what the members did with 120 members and friends attending and enjoying a night of entertainment.

The Warren Kennedy Memorial Trophy and the Ethel Le Neveu Trophy is awarded to the best performed male and female players in the Tennis Victoria winter pennant competition.

The Warren Kennedy Memorial Trophy was won by James Bull who played in Grade 5 and won all his singles and doubles matches.

The Ethel Le Neveu Trophy was won by Jane Murray and Vanessa Calvert, both played in Grade 4 and were undefeated throughout the season in both singles and doubles matches.

The Dick Doyle Memorial Trophy awarded to the pennant squash player with the best win/loss record over two seasons was won by David Court with 14 wins and 11 losses.

The Judy Dalton Trophy is awarded to the two players who achieve the best match results over two consecutive seasons of the Mid-week Women's competition. The trophy was won by Diane Johns and Sue O'Brien. The runners-up were Adrienne Bishop and Wendy Potter.

The Junior Trophy awarded to the best performed competition player, aged 16 and under, in both junior and senior competitions was awarded to Tayla Stenta.

Mid-week Competition

Three teams competed in the summer and winter competitions of the Eastern Districts Women's Tennis Association.

In the summer competition the Section 3 team of Ann Hyams (Capt.), Ro Scarborough, Sam Russell, Bryony Simpson, Sarah Robinson, Jenny Lane and Tracey Kelly defeated Park Orchards Tennis Club in the grand final.

In the winter competition the Section 3 team of Wendy Potter (Capt.), Eleanor Pollard, Sue O'Brien, Jenny Smithers, Deborah Skues, Sue Hill and Wendy Seward was defeated in the grand final by Nunawading Tennis Club.

Summer Competition

One women's Section 2 team was entered in the Bayside Regional Saturday competition.

The team captained by Jennifer Langford had a competitive season finishing in 6th position.

Night Competition

In the Blackburn and District Night Tennis Competition the Club submitted six teams in both the summer and winter competitions.

In the summer competition, the Section 1 Backhanders and Section 1 Allstars teams played off in the grand final. The Backhanders were victorious - team members were Roger Gamble (Capt.), Robert Frost, Saul Cannon, Christian Gunnersen, Andrew Gunnersen, Anthony McIntosh, William Morrison, Sarah Shergold and Hamish Cole. Peter Lie captained the Allstars team.

The Section 1 Topspinners team captained by Rowan Sawers reached the semi-final.

In the winter competition, the Section 1 Volleys, captained by Edward Fitzgerald reached the grand final and finished runners-up.

Club Championships

The Club Championships was played over two weekends in February. The championships saw the introduction of an on-line tournament system, which enabled members to register and have access to the tournament draw on-line, which was convenient and received very well by members.

Last year we saw a “change of guard” in the Men's Open event, but this year there was definitely a “change of guard” with younger players being victorious in both the Men's and Ladies Open events. Creating history, Andrew Poustie defeated Charlie Nettlefold in the Men's Open singles, both players being the youngest ever to play in this event. Tayla Stenta at 15 years of age became the youngest player to claim the Ladies' Open title, defeating Lisa Newman.

The Organising Committee of Max Pettman and John Pedemont, dedicated their experience and time to ensure the success of the tournament. The Sports Director, Julian O'Donnell ensured the success of the new on-line system.

Despite the on-going redevelopment of the Club, the grounds and hospitality staff contributed to an exciting atmosphere and a successful tournament for the players and spectators, even when inclement weather was experienced and the tournament was re-located to the porous courts at the Pavilion.

Winners & Runners-up of all Club Championship Events

Men's Open Singles

Andrew Poustie d Charlie Nettlefold

Ladies' Open Singles

Tayla Stenta d Lisa Newman

Men's Open Doubles

Anthony Karlovic, Yuri Mijic d Oliver Casey, Steve Casey

Ladies' Open Doubles

Laura Harkness, Lisa Newman d Rebecca McMullin,
Marie Monterosso

Open Mixed Doubles

Alec White, Lisa Newman d Andrew Poustie,
Jess Heeps-Eriksen

Men's B Singles

Luke Bratchford d James Mijic

Men's B Doubles

Luke Bratchford, Stuart McRae d Julian Clarke,
Andrew Willder

Ladies' B Singles

Sharon Werka d Jane Murray

Ladies' B Doubles

Imke Barnard, Georgina Jupp d Sue Albert, Cathy Moore

B Grade Mixed Doubles

Lachlan Beer, Sharon Werka d James Bull,
Stephanie Bull

Men's C Singles

William Morrison d Richard Ralph

Men's C Doubles

William Morrison, Andrew Syme d Wes Albert,
Jeff Munro

Ladies' C Singles

Sue Gatford d Sophie Trotter

Ladies' C Doubles

Gemma O'Farrell, Penny O'Farrell d Kitty Park,
Brigid Warwick

C Grade Mixed Doubles

George Colman, Shelly Colman d Hugo Sampson,
Eliza Holyman

Men's Social Singles

John Richmond d Terrence Jasper

Men's Social Doubles

John Richmond, Hugo Sampson d Terrence Jasper,
Richard Leckey

Men's Senior (Over 45) Doubles

Wayne Cowley, John Plain d Katsu Kojima,
Tim McDonald

Men's Veteran (100 & over) Doubles

David Hepworth, Hamish Salmon d Katsu Kojima,
John Plain

Boys' Singles

Andrew Poustie d Oliver Casey

Girls' Singles

Imke Barnard d Rachel McRae

Junior Tennis

The Junior Tennis Sub-committee provides a strong tennis program and many opportunities for junior members, which currently includes nine junior events and two seasons of junior competition which is conducted by the Eastern Region Tennis Association.

In February, 102 junior members and wait list children participated in the biggest and most popular event on the Junior's calendar, the former Junior Promotion Day, now renamed Junior Tennis & Activity Day. The change of name marked a new format which saw the introduction of fun activities against the coaches such as 'Around the World' and 'Beat the Coach' as well as the usual quizzes and the coaching clinic and a round-robin tennis event for children aged 8 – 14 years was conducted. The Stan Churchus Trophy awarded to the junior member who has represented the club in competition tennis, participated strongly in Club events and demonstrated good sportsmanship and deameanour is presented on this day. The trophy was won by Lachlan Hicks who is a very worthy winner of this trophy.

The Junior Club Championships were held over two weekends in March. A number of new concepts were introduced this year – namely the on-line entry and draw of the tournament and the introduction of consolation events. 77 members played in 17 events ranging from 10/U through to 16/U girls and boys singles, doubles and mixed events. Each event was well represented in every age group and it was wonderful to see such a high standard of tennis and such enthusiasm displayed.

The results were (* Round Robin Event):

Boys' 16 & Under Singles

Charles Joubert d Will McFarlane
Consolation winner: James Anders

Girls' 16 & Under Singles

Emily Collin d Georgina Jupp
Consolation winner: Mietta Leckey

Girls' 16 & Under Doubles *

Winners: Emily Collin, Philippa Warnock
Runners-up: Gemma O'Farrell, Jeka Mijic

Boys' 14 & Under Singles

Gus Robinson d Will Fanning
Consolation winner: Jack Spargo

Boys' 14 & Under Doubles

Harry Minchin, Matthew Qian d Robert Macdougall,
Gus Robinson

Girls' 14 & Under Singles

Claudia Trotter d Samantha Leigh
Consolation winner: Jessie Gleeson

Girls' 14 & Under Doubles *

Winners: Anna Collin, Claudia Trotter
Runners-up: Jessie Gleeson, Sophie Joubert

Mixed Doubles 14 & Under

Will Fanning, Claudia Trotter d William Bernardi,
Georgia Hinton

Boys' 12 & Under Singles

Angus Fanning d William Anders
Consolation winner: Matthew Kirkwood

Boys' 12 & Under Doubles *

Winners: William Anders, Charles Perkins
Runners-up: Mackenzie Fenton, David Gatford

Girls' 12 & Under Singles

Anna Collin d Joey Bell
Consolation winner: Eliza O'Farrell

Girls' 12 & Under Doubles *

Winners: Emily Jarman, Samantha Leigh
Runners-up: Joey Bell, Anna Collin

Boys' 10 & Under Singles

Thomas Spargo d Alexander Joubert

Boys' 10 & Under Doubles *

Winners: Henry Casey, Charles Colman
Runners-up: Alexander Joubert, Nick Perkins

Girls' 10 & Under Singles

Mimi Holmes d Annabel Joubert

Girls' 10 & Under Doubles *

Winners: Mimi Holmes, Annabel Joubert
Runners-up: Eleanor McFarlane, Laura O'Farrell

During the year, the club fielded 10 teams in the summer and winter Eastern Region Tennis Junior Competition (ERT).

In the summer competition, four teams reached the finals. The Mixed Section 2 team of Alexandra Veall (captain), Clare Field, Olivia Fenton, Annabelle Roper, Julia Bell, Mietta Leckey, Alice Gardner, Alice Wharton, George Colman, George Cameron, James Anders and Lachie Philip won the grand final. The Boys Section 7 team comprising Angus Fanning, Jasper Fischer (captain), William Anders, Russell Grimwade, Nick Bartlett and Rich Bartlett won the grand final as did the Boys Section 8 team comprising Alex Joubert (captain), Jimmy Philip, Nick Perkins, Oliver Ritman and Henry Casey. The Boys Section 6 team captained by David Gatford, reached the final and finished runners-up.

A Tuesday Night Training Squad was conducted during the two seasons of the ERT competition. In summer an ERT Senior Squad was introduced, which will enable the younger competition players to make an easier transition to senior pennant. Both these squads were conducted by SMARTennis.

The Junior Sub-committee convened a Junior Round Robin Tournament each term and the inaugural Teen Tennis Challenge between Royal South Yarra and Kooyong Lawn Tennis Club aimed at teenagers 14 years to 16 years and was won by Kooyong.

The Welcome to Junior New Members was held in November, followed by the Adult & Child Tennis Day when junior members, parents and grandparents come together and play tennis on the grass courts. This was a fun-filled afternoon of tennis down through the generations and the respect and gamesmanship that come to the fore.

During the year the Sub-committee saw the retirement of Richard Leckey, Peter Zwar and Tim Roberts after many years' service and commitment to the junior program. Janet Cameron, Oenone Ritman and Emma Baxter joined the Sub-committee to work with a keen group of members to ensure the continuity of a strong junior program.

Tennis Coaching

The Club continues to benefit from the services of SMARTennis under the professional guidance of Andrew McLean. SMARTennis provides private lessons for adults and children, and group lessons, squads and holiday clinics for school aged children. Boot camp and Turbo tennis programs were provided in various morning timeslots to develop the fitness and tennis skills of many members.

Holiday clinics have continued to be a huge success. The clinics offer an opportunity for younger members to develop the skills of the game, which enables them to move through the junior competition to senior competition and cement life-long friendships within the Club. A men's Thursday night clinic was also introduced during the year.

Andrew and his coaches assist with a number of the Clubs' tennis programs. During the year, coaching was provided for the Tennis Victoria pennant teams, the ERT Junior competition and a coaching clinic conducted on the Junior & Tennis Activity Day. Valuable assistance was given in identifying scholarship holders, which has ensured the continued success of the Club's tennis program. Andrew and his team represented the club in Grade 1 of the Tennis Victoria pennant competition, mentoring some of the younger members as they develop their skills at this high level.

The Club is very fortunate to have the facilities and patient, highly trained coaches of SMARTennis to accommodate the members' needs in both junior and senior activities.

Squash

In the Club Circuit competition, the Club fielded one team in Section A2 and C2 in the spring competition and one team in Sections A2, C1 and E in the autumn competition. In the spring competition both teams won their respective grand final and in the autumn competition the A2 side finished fourth, C1 finished seventh and the E side finished fourth.

The Squash Club Championships saw James Kavourakis win his fourth consecutive final in the Open Event, defeating Nick Pattison. In the Handicap event Jonathan Cameron defeated Ed Court.

Table Tennis

The 13th Table Tennis Championships played in October consisted of a Men's and Women's Singles event with a total of 20 members participating.

The men's singles event was won by defending champion, James Robertson, runner-up Adam Freeman. Marie Monterosso won the women's singles event defeating Judy Bull.

Indoor Sports Complex

The indoor fitness complex has continued to provide members with a venue to exercise, invigorate and enjoy their fitness program. The Club provides trained professionals to evaluate members' fitness levels and to map out exercise regimes. The current facility has proven to be inadequate for members' needs and will be addressed by the opening of the eagerly awaited new facilities in the redeveloped clubhouse.

The swimming pool is a valuable asset for fitness maintenance and improvement, with regular aqua aerobics classes being conducted to supplement the Pilates, boot camp, aerobics and general fitness sessions scheduled for the benefit of members.

ACTIVITIES & REPORTS

Hospitality

With the Club redevelopment in full swing, Club activities were somewhat subdued. That being said our thanks must go to the Club's staff who have done a marvellous job in providing members with excellent service and catering on a daily basis, along with all the regular events on our Club calendar; Mother's Day Breakfast and Lunch, Father's Day Breakfast and Lunch, Christmas Party, the Footy Tipping Challenge, Grand Final Lunch and Caulfield Cup Calcutta to name a few.

The quarterly publication of Centrecourt together with a periodical President's letter and informative emails from management have kept members up-to-date with the latest news regarding Club redevelopment issues and other important matters. The website is currently being rebuilt and will be ready for operation in the second half of 2011, while investigations into the development of an e-mag for Centrecourt are ongoing. New signage has been commissioned featuring the Club's new branding and will be displayed in all relevant areas to assist members.

Members are encouraged to submit to administration any change of address, phone number or email address as necessary.

Clubhouse & Grounds

A wet and cool summer failed to spoil the preparation and quality of the grass courts, which provided play from October through to May. The loss of grass courts 1 and 2 due to the clubhouse redevelopment reduced the ability to rotate courts and spread the wear and tear of the remaining eight courts. Despite this, the members were provided with magnificent grass courts which stood up to the increased usage. Periodic heavy rainfall also tested our grounds staff in repairing the porous courts and replacing the surface fines in time for play with minimal interruption.

The gardens and surrounds were maintained despite the building works in their normal immaculate condition and were renovated around the Hyatt Fountain and flagpole.

A major renovation of the swimming pool was completed with the removal and replacement of the tiles on the side batters at the bottom of the pool. This was completed by an expert team working underwater mainly in the evening over a number of weeks without interruption to the use of the pool.

The Mont Verdant apartments were painted externally in keeping with the new clubhouse scheme.

The Pavilion extension commenced in June which will house the crèche and improve the facilities for the tennis coaches with an upgrade of the gardens and surrounds.

A lift was installed from the Verdant Avenue car park to enable members to have access to the Norman Brookes Room and the Como Room during the clubhouse redevelopment. This facility will continue to be of great benefit to members allowing access to the Norman Brookes Room when there are functions in the Como Room.

We acknowledge Head Curator, Bill Turner and his staff for providing excellent tennis courts and surrounds during a difficult time of the redevelopment period with the minimum of membership disruption. We also wish to acknowledge Assistant Curator, Wayne Cuebas who retired from full time employment during the year after 35 years of service. Wayne continues to work for the Club on a part-time basis.

Sunday Morning Group

The Sunday Morning Group continues to thrive, with Sunday morning social tennis available for Playing Gentlemen. The morning commences at 9:00am irrespective of weather conditions throughout the year.

All adult Playing Gentlemen of any age are welcome to participate with many taking the opportunity to meet and mix with fellow members. Social tennis is the standard, and there is no commitment to attend. Members may play when they wish, and for as many sets as they wish. The emphasis is on good sport, good fellowship and enjoyable exercise.

Tuesday Tennis

The Tuesday Tennis Group meet at 9:15am for 2-3 sets of social tennis. The morning concludes at approximately 11:45am, when players can stay for a light lunch in the clubhouse or make a day of it with lunch followed by bridge in the afternoon.

During the year six Tennis Badge Day, tournaments are conducted for members who enjoy a little more competition, competing for a Perpetual Trophy. In December the winners and runners-up of each tournament play off in a final, culminating with the overall winners in each section announced at the Christmas lunch.

The winners of the Badge Day play-off for 2010 were:

Silver:

Winner – Carol Batty

Runner-up – Sally Lie

Bronze:

Winner – Bibi Wilkinson

Runner-up – Rowena Shew

Shortest Day Tournament

The Garth Seale Shortest Day Tournament was played in June and the new format of a morning tennis tournament, followed by lunch and trophy presentation was received very well.

The winners were:

Section 1:

Richard Ladbury and Warwick Callander (equal first)

Section 2:

Richard Topham

Golf

The Men's Golf Day was held at the Frankston Golf Club. The winners of the Derek Keble-Johnston Cup were Jim Davies and Peter Gunnersen. The runners-up were Clive Nettlefold and Guy Nevett. The longest drive was won by Phil Vile, nearest to the pin on the third hole was won by Clive Nettlefold and on the ninth hole the winner was Peter Greenham.

Billiards & Snooker

During the year the Club was represented in the Victorian Billiards and Snooker Association City Club Circuit competition.

The 2010 Club Championships were not conducted due to the clubhouse redevelopment project.

Archives

During the year the committee continued collecting and collating photographs and reports of current club activities. The computerizing and recording of archives material remains a future possibility.

The Library houses the club memorabilia and documents may be borrowed with permission from the administration staff.

Any gifts or loans received from members would be gratefully received and acknowledged by the Archives Committee.

Bridge

The Tuesday Bridge has become very popular at the Club. This year the club became affiliated with the Australian Bridge Association - the Victorian Bridge Club (VBA) being the head body of Victoria. Over forty club members are now registered with the association with additional members registered through other bridge clubs in Victoria. This now means that all Duplicate Bridge matches are overseen by a Professional Bridge Director – when green points can be won and accumulated.

Social bridge is available on every Tuesday from 1:00pm, with Duplicate Bridge conducted on the second and fourth Tuesday of the month. On the fourth Tuesday of the month (February – November) the Janette Machin Trophy is keenly contested. Ann Camamile and Pru Court were the winners of the 2010 trophy and the runner-up was Mary Church. The presentation of the trophy was made at the Christmas Bridge lunch.

The Mixed Bridge and Dinner Evenings continued throughout the year where members and guests play under the supervision of a Bridge Director.

Throughout the year Duplicate Bridge matches were held against the Melbourne Cricket Club, Kooyong Lawn Tennis Club, the Alexandra Club, the Peninsula Golf Club and the Athenaeum Club.

The Club was again represented in teams' matches against Royal Melbourne, Commonwealth, Kingston Heath and Victoria Golf Clubs.

The Bridge Section would like to thank the Committee for the purchase of bridge tables and a bridge timer clock.

Seniors Group

The Seniors Group had another successful year, its seventeenth, with enthusiastic support and good attendance by members for the varied activities held both within and outside of the Club.

Our financial year commenced with a “Christmas in July” lunch at the unique Bavarian style Cuckoo Restaurant in Olinda. Our September activity was another of our popular river cruise, this time in the Tramboat from the Docklands, down the Yarra River and up the Maribyrnong River to Poynton's Plant Nursery and return. An afternoon visit to the Cowen Gallery in the State Library completed the day. A superb springtime visit to the Dandenong Ranges in October was a great highlight, with a stroll through the William Ricketts Sanctuary in the morning and an afternoon ride through the magnificent National Rhododendron Gardens during their optimum period. Our November activity consisted of a wine tasting at the Mitchelton Winery in Nagambie, followed by a wonderful cruise along the Goulburn River. Our traditional warm Christmas lunch in the clubhouse, enhanced by a visit from Santa and the sound of beautifully trained singing voices completed our half-year.

The second half of the year commenced in March with an outstanding activity, when we visited The Oaklands Hunt Club in Greenvale to learn of their history and current fox hunting activities, also to inspect their pack of hounds. This was followed with a visit to the Living Legends at Woodlands to view the retired champions of Australian horseracing. Other activities offered to our group were the club's special ANZAC Lunch and Ex-servicemen's Remembrance Parade in April; a visit to the Fox Classic Car Collection in the Docklands, followed by a Port Melbourne beachside lunch and a walk in the Blessington Gardens in St Kilda; and our year concluded with a guided tour of Victoria's Parliament House prior to a fine lunch and tour of the wonderful Athenaeum Club.

This group is open to all senior members of the Club who have an interest in the various programmed activities. We encourage single participation in particular and guests are welcome.

Staff

The Committee again records its appreciation for the role played by the dedicated staff of the Club. The pleasant demeanour and eagerness to assist helps create the warm and friendly atmosphere which members enjoy. We thank them for the dedication to their various positions and their contribution to the efficient management and presentation of the Club through all areas.

James Fien joined us as Hospitality Director in 2010 and has been successful in lifting service levels within the clubhouse, and together with Executive Chef, Peter Villinger, has worked hard to provide a more diverse dining and beverage service to members.

Dieter Baisch retired after 31 years of loyal service. He was fondly farewelled by the Bridge Group and Tuesday Tennis Group, and at a cocktail party held in his honour.

Julian O'Donnell joined us in 2010 as Sports Director and has greatly assisted in providing direction and "hands on" assistance in developing and implementing the Club's sporting activities.

Peter Villinger's 25 years of service was celebrated with a small dinner hosted by the President in Peter's honour, and a presentation to Peter of a glass sculpture.

Philip Lambers left the Club in July 2010 after 12 years' loyal service as Clubhouse Manager.

In particular the Club recognises the significant contribution made by a number of loyal staff that have performed their duties efficiently for over 15 years. These staff, and their periods of service are as follows:

Bill Turner, Head Curator, 36 years

Wayne Cuebas, Assistant Curator, 35 years

Robyn Baker, Administration & Membership Manager, 29 years

Peter Villinger, Executive Chef, 26 years.

Andre Trecate, Sous Chef, 24 years.

Louise Goodwin, Chef de Partie, 22 years.

Obituary

Our sincerest sympathy is extended to the families of our esteemed members who passed away during the year ended 30 June 2011.

Mr. Geoffrey Marcus Brash AM

Mr. Murray Hallen Clapham

Miss Alice Coath

Lady Meryl Derham Cohen

Mr. Robert Molesworth Hobill Cole

Mrs. Leonie Elizabeth Doyle

Mr. David Clive Dunstan

Mrs. Mary Gillespie

Mr. Terence Roy Griffin

Mr. Timothy Ian Head

Mrs. Kerrie Louise Hunter

Mrs. Margaret Jackson

Mrs. Mary Kathleen Joyce

Mr. John Anthony Leckey

Mr. David Philip Lowenstern

Mrs. Alison M McNeil

Mr. William Brian Monahan

Mr. Frederick Moore

Mrs. Jocelyn Nilsen

Mr. James Regos

Mrs. Helen Mary Robertson

Mr. Alexander Thomas Simon

Miss Catharine Sarah Fowell Spry

Miss Caroline Mary Syme Walford

Colonel Ian James Wilton

MEMBERSHIP BOARD

During the year, total membership decreased by 179 to 4,394 persons. There was a reduction of 201 members through death, resignation or forfeiture, of whom 53 men and 63 women had Playing membership rights. On 1 July 2010, 82 junior members, on attaining 18 years of age, became eligible for senior Playing membership status, and 43 men and 39 women from the waiting list were elevated to Playing membership.

In accordance with the Articles of Association of the Club, 9 persons from interstate and overseas were elected to Temporary membership for varying periods of time. Reduced numbers of nominations for membership were received during the year, and the total number on the waiting list decreased by 283 to a total of 442 persons as at 30 June 2011.

Membership Figures as at 30 June 2011

	2011		2010	
	Men	Women	Men	Women
Honorary	11	3	5	4
Honorary Junior	-	-	-	-
Honorary Life	9	3	10	3
Life	20	18	20	18
Playing	1097	1124	1070	1033
Playing 21–25	143	151	147	141
Playing 18–20	96	102	103	120
Country	61	59	53	50
Junior	152	186	182	205
TOTAL PLAYING	1589	1646	1590	1574
	3235		3164	
Restricted Playing	24	85	70	212
Restricted Playing 21–25	3	-	7	12
Restricted Playing 18–20	-	-	2	2
Restricted Junior	64	48	85	71
Non-playing	37	101	44	108
Special Non-playing	32	81	33	71
House	27	71	27	75
Absentee	316	263	311	267
Absentee Junior	4	3	8	4
TOTAL OTHER CATEGORIES	507	652	587	822
	1159		1409	
TOTAL MEMBERSHIP	2096	2298	2177	2396
	4394		4573	

Waiting List for Playing Membership as at 30 June 2011

	2011		2010	
	Men	Women	Men	Women
Playing	87	115	114	303
House	2	1	-	-
Junior	129	108	169	139
TOTAL	218	224	283	442
	442		725	
Whose Current status is				
Restricted Playing	44	44	43	145
Restricted Playing 21–25	4	2	4	11
Restricted Playing 18–20	2	1	2	1
Non-playing	1	-	-	-
Absentee	3	12	2	13
Non-Member (Senior)	35	57	63	132
SUB TOTAL	89	116	114	302
Restricted Junior	21	22	84	71
Absentee Junior	7	3	-	2
Non-Member (Junior)	101	83	85	67
TOTAL	129	108	169	140
	442		725	

TREASURER'S REPORT

I am pleased to report the Club is progressing well and the building redevelopment will be completed at the end of August 2011. Major features in the 2011 Financial Report (compared to 2010) are listed below:

	2011 (\$000)	2010 (\$000)
Cash generated from operations	840	517
Change in provisions / assets / liabilities	(711)	150
Deduct Non Cash outgoings – Depreciation	(688)	(689)
Surplus / (Deficit) in Report	(559)	(22)
Highlights:	2011 (\$000)	2010 (\$000)
Member Subscriptions	2,645	2,497
Entry fees	184	261
Food and Beverage (Deficit) / Surplus	(674)	(151)
Investment Portfolio – Net Contribution	122	332

Hospitality

The food and beverage deficit in 2011 was expected. The building project affected the number and frequency of members dining and caused a significant decrease in private functions.

The Hospitality Department anticipates a steady recovery when the new clubhouse reopens.

Investment Portfolio

The Club reduced its exposure to shares through out the year to help fund the building project. The investment income is reducing year on year as the value of investments held decreases.

Capital Expenditure

The cost of the building project to 30 June 2011 was \$3.65M. These assets will be capitalized on completion of the project. The Club purchased \$179K of other assets (exclusive of the building project) in 2011. The major items were: function tables (\$40K), Club signage (\$29K) and lawn mowers (\$9K). The main item transferred from Capital Works in Progress in 2010 into assets in 2011, was the (northern) lift \$95K (total transfer \$116K).

General

Subscriptions for the coming year have increased by 4.5%.

Finance & Investment Committee

I wish to extend a special thanks to Chris O'Farrell, Lloyd Thomas, Ross Kemp, David Hepworth and Jonathan Roberts for their valuable input during the year.

I wish also to extend my thanks to our professional Finance team, led by Tim Juusti, Finance Director and Jess Elliott, Accountant with guidance from our General Manager, Kim Young.

Richard A. Leckey



Treasurer
23 September 2011



FINANCIAL STATEMENTS

30 JUNE 2011

COMMITTEE REPORT

The Royal South Yarra Lawn Tennis Club is a company limited by guarantee, incorporated and domiciled in Australia.

Your Committee presents their report on the Club for the financial year ended 30 June 2011.

Committee Members

The names of the Committee members in office at any time during or since the end of the year and their attendance at Committee meetings held during the year ended 30 June 2011 were:

	Meetings attended	Meetings eligible to attend
George Stogdale	12	13
Susan Strangward	11	13
Richard Leckey	9	13
Peter Lie	12	13
Jane Murray	11	13
Robert Hinton (Immediate Past President)	1	13
Drew Fenton (Elected 18 November 2010)	7	9
Dianne Hepworth	13	13
Brent Hutchinson (Elected 18 November 2010)	9	9
Simone Munro	9	13
Jonathan Roberts	11	13
Derek Skues	13	13
John Scott-Mackenzie (Resigned 18 November 2010)	4	4
Alexandra Mayes (Resigned 18 November 2010)	4	4

Principal Activities and Objectives

During the financial year, the principal activities of the Club, which remained unchanged, were the provision of sporting and clubhouse facilities and member accommodation. The Club's focus is on the development of tennis and increased participation. Junior interclub competitions, round robins and activity days aim to increase participation both short term and long term. The Club has also undertaken a major Clubhouse redevelopment in 2010/11 which will provide the platform for increased future use.

Operating Results

The operations for the year resulted in a decrease in Members' Equity of \$559,355 (decrease 2010: \$22,614).

Review of Operations

The Clubhouse redevelopment has had a negative impact on the result, specifically a fall in hospitality revenues \$1,209,775 (2010: \$2,050,175). This report discloses that the cash flows from operating activities resulted in a net cash inflow of \$840,170 (2010: \$543,113) and cash of \$3,954,774 (2010: \$672,209) was invested in Property, Plant and Equipment.

Significant Changes in the State of Affairs

Apart from the foregoing, no significant change in the Club's state of affairs occurred during the financial year.

Subsequent Events

No matter or circumstance has arisen since the end of the financial year which has or may significantly affect the operations of the Club, the results of those operations or the state of affairs of the Club in future financial years.

Dividends

The Club's memorandum of association prohibits the payment of dividends.

Future Developments

No change in the operations of the Club is expected to occur which will, or may, affect the results of the Club in the next succeeding financial year with the exception that the Club's building project is nearing completion.

Member Liability

The Club is a company limited by guarantee. If the Club is wound up, the Articles of Association state each member (all classes) is required to contribute a maximum of \$8.40 each towards meeting any outstanding liabilities of the Club. As at 30 June 2011 the number of members were 4,394 (2010:4,573).

Environmental Issues

The Club's operations are not regulated by any significant environmental regulation under a law of the Commonwealth of Australia or of any State or Territory.

Information on Committee Members

George Ian Stogdale, B.Juris., LL.B., President-Director, Commonwealth Lawyer, appointed 22 November 2001.

Susan Jane Strangward, Dip.Bus., Vice President-Director, Company Director, appointed 18 November 1999.

Richard Leckey, B.E. (Chem), Grad Dip ASIA, GAICD, Honorary Treasurer-Director, Corporate Adviser, appointed 30 June 2009.

Peter Sverre Fraser Lie, B.A., Honorary Secretary-Director, Commercial Adviser, appointed 19 November 2009.

Catherine Jane Murray, B.Arch Melb.Hons, Captain-Director, Architect, appointed 19 November 2009.

Robert Thomas Hinton, B.Ec., LL.B., Immediate Past President-ex officio Director, Solicitor, appointed 21 November 2002.

Drew Campbell Fenton, B.Bus FANZIIF, CPA, QPIB, QIP, FNIBA, Director, Insurance Broker, appointed 18 November 2010.

Information on Committee Members (cont.)

Dianne Hepworth, Cert CompOps., Director, Retired, appointed 20 November 2008.

Brent Anthony Hutchinson, B.A., LL.B., Director, Barrister-at-Law, appointed 18 November 2010.

Simone Lee Munro, B.Bus (FP), GAICD, Director, Business Consultant, appointed 19 November 2009.

Jonathan MacKenzie Roberts, B.Ec., Director, Company Director, Retailer, appointed 15 November 2007.

Derek Peter Skues, Dip. Arch, Director, Management Consultant, Director of City West Water, appointed 20 November 2008.

John Scott-Mackenzie, LL.B., Director, Solicitor, resigned 18 November 2010.

Alexandra Barbara Mayes, B.A., Grad.Dip.Bus., Director, Company Director, resigned 18 November 2010.

Committee Indemnification

In addition to that specified in the Club's Articles of Association (clause 77), the Club has paid, during the year, a premium of \$6,938 (pro-rata) to insure the Committee members and Officers of the Club against liabilities incurred by them arising out of their conduct whilst acting in the capacity of Committee members and Officers, other than conduct involving a wilful breach of duty in relation to the Club. The Club has not otherwise, during or since the end of the financial year, to the extent permitted by law, indemnified or agreed to indemnify an officer or auditor of the company or of any related body corporate against a liability incurred as such an officer or auditor.

Contracts with Members of the Committee

No member of the Committee has received, or has become entitled to receive, a benefit by reason of a contract made by the Club with the member of the Committee or with a firm of which he is a member or with a company in which he has a substantial financial interest.

Proceedings on Behalf of Club

No person has applied for leave of Court to bring proceedings on behalf of the Club or intervene in any proceedings to which the Club is party for the purpose or taking responsibility on behalf of the Club for all or any part of those proceedings. The Club was not a party to any such proceedings during the year.

Auditors Independence Declaration

A copy of the auditor's independence declaration as required under section 307C of the Corporations Act 2001 is set out on page 5.

Corporate Governance

The Club is governed under its Constitution by a General Committee which is supported by Committees as appropriate including the Finance Committee and Building Committee.

The Finance Committee is responsible for the ongoing review of the financial position and operating performance of the Club, ensuring compliance with the Club's statutory and management reporting requirements and recommending strategies to the General Committee in respect of investments and financial operations.

Dated at Melbourne, 27 September 2011.

Signed in accordance with a resolution of the Committee in accordance with section 298(2) of the Corporations Act 2001.



G. I Stogdale, President



R.A. Leckey, Honorary Treasurer



Deloitte Touche Tohmatsu
ABN 74 490 121 060

550 Bourke Street
Melbourne VIC 3000
GPO Box 78
Melbourne VIC 3001 Australia

DX: 111
Tel: +61 (0) 3 9671 7000
Fax: +61 (03) 9671 7001
www.deloitte.com.au

The Committee
Royal South Yarra Lawn Tennis Club
310 Williams Road North
Toorak VIC 3142

Dear Committee Members,

Royal South Yarra Lawn Tennis Club

In accordance with section 307C of the Corporations Act 2001, I am pleased to provide the following declaration of independence to the directors of Royal South Yarra Lawn Tennis Club.

As lead audit partner for the audit of the financial statements of Royal South Yarra Lawn Tennis Club for the financial year ended 30 June 2011, I declare that to the best of my knowledge and belief, there have been no contraventions of:

- (a) the auditor independence requirements of the Corporations Act 2001 in relation to the audit; and
- (b) any applicable code of professional conduct in relation to the audit.

Yours sincerely,

DELOITTE TOUCHE TOHMATSU

A handwritten signature in black ink that reads "Geoffrey R. Sincok". The signature is written in a cursive, flowing style.

G R Sincok
Partner
Chartered Accountants
Melbourne, 27 September 2011
Member of Deloitte Touche Tohmatsu Limited
Liability limited by a scheme approved under Professional Standards Legislation

Deloitte refers to one or more of Deloitte Touche Tohmatsu Limited, a UK private company limited by guarantee, and its network of member firms, each of which is a legally separate and independent entity. Please see www.deloitte.com/au/about for a detailed description of the legal structure of Deloitte Touche Tohmatsu Limited and its member firms. Member of Deloitte Touche Tohmatsu Limited Liability limited by a scheme approved under Professional Standards Legislation.



INDEPENDENT AUDITOR'S REPORT

To the members' of Royal South Yarra Lawn Tennis Club

We have audited the accompanying financial report of the Royal South Yarra Lawn Tennis Club, which comprises the statement of financial position as at 30 June 2011, the statement of comprehensive income, the statement of cash flows and the statement of changes in equity for the year ended on that date, notes comprising a summary of significant accounting policies and other explanatory information, and the Committees' declaration of the entity as set out on pages 27 to 48.

Committees' Responsibility for the Financial Report

The members of the committee of the company are responsible for the preparation of the financial report that gives a true and fair view in accordance with Australian Accounting Standards and the *Corporations Act 2001* and for such internal control as the committee determine what is necessary to enable the preparation of the financial report that is free from material misstatement, whether due to fraud or error.

Auditor's Responsibility

Our responsibility is to express an opinion on the financial report based on our audit. We conducted our audit in accordance with Australian Auditing Standards. Those standards require that we comply with relevant ethical requirements relating to audit engagements and plan and perform the audit to obtain reasonable assurance whether the financial report is free from material misstatement.

An audit involves performing procedures to obtain audit evidence about the amounts and disclosures in the financial report. The procedures selected depend on the auditor's judgement, including the assessment of the risks of material misstatement of the financial report, whether due to fraud or error. In making those risk assessments, the auditor considers internal control, relevant to the entity's preparation of the financial report that gives a true and fair view, in order to design audit procedures that are appropriate in the circumstances, but not for the purpose of expressing an opinion on the effectiveness of the entity's internal control. An audit also includes evaluating the appropriateness of accounting policies used and the reasonableness of accounting estimates made by the committee, as well as evaluating the overall presentation of the financial report. We believe that the audit evidence we have obtained is sufficient and appropriate to provide a basis for our audit opinion.

Auditor's Independence Declaration

In conducting our audit, we have complied with the independence requirements of the *Corporations Act 2001*. We confirm that the independence declaration required by the *Corporations Act 2001*, which has been given to the Members of the Royal South Yarra Lawn Tennis Club, would be in the same terms if given to the members as at the time of this auditor's report.

Opinion

In our opinion, the financial report of the Royal South Yarra Lawn Tennis Club is in accordance with the *Corporations Act 2001*, including:

- (a) giving a true and fair view of the company's financial position as at 30 June 2011 and of its performance for the year ended on that date; and
- (b) complying with Australian Accounting Standards and the *Corporations Regulations 2001*.

DELOITTE TOUCHE TOHMATSU

G R Sincok
Partner
Chartered Accountants
Melbourne, 27 September 2011

Member of Deloitte Touche Tohmatsu Limited.
Liability limited by a scheme approved under Professional Standards Legislation.

COMMITTEE DECLARATION

The Committee of the Club declares that:

1. The financial statements and notes, as set out on pages 28 to 48, are in accordance with the Corporations Act 2001, and:

(a) comply with Australian Accounting Standards and the Corporations Regulations 2001; and

(b) give a true and fair view of the financial position as at 30 June 2011 and of the performance for the year ended on that date of the Club.

2. In the Committee's opinion, reasonable grounds exist to believe that the Club will be able to pay its debts as and when they become due and payable.

This declaration is made in accordance with a resolution of the Committee.

Dated at Melbourne, 27 September 2011

Signed in accordance with a resolution of the Committee in accordance with section 295(5) of the Corporations Act 2001



G.I. Stogdale, President



R.A. Leckey, Honorary Treasurer

STATEMENT OF COMPREHENSIVE INCOME FOR THE FINANCIAL YEAR ENDED 30 JUNE 2011

	Note	2011 (\$)	2010 (\$)
Sales Revenue	2(a)	4,591,578	5,413,031
Other Income	2(b)	56,838	83,040
Less expenses:			
Administration, Courts & Clubhouse		(2,938,681)	(2,960,838)
Bar & Dining		(1,884,439)	(2,201,739)
Accommodation		(210,215)	(171,736)
Other expenses		(174,436)	(184,372)
Loss before tax		(559,355)	(22,614)
Income tax expense	1(c)	-	-
Loss for the year		(559,355)	(22,614)
Other comprehensive income		-	-
Total comprehensive loss for the year		(559,355)	(22,614)

The accompanying notes form part of this financial report.

STATEMENT OF FINANCIAL POSITION FOR THE FINANCIAL YEAR ENDED 30 JUNE 2011

	Note	2011 (\$)	2010 (\$)
CURRENT ASSETS			
Cash and cash equivalents	4	1,601,135	4,449,447
Trade and other receivables	5	28,448	60,073
Inventories		70,577	87,360
Other assets	6	55,990	121,192
Total Current Assets		1,756,150	4,718,072
NON CURRENT ASSETS			
Property, plant and equipment	7	9,391,040	6,124,340
Other financial assets	8	658,863	918,465
Total Non-Current Assets		10,049,903	7,042,805
Total Assets		11,806,053	11,760,877
CURRENT LIABILITIES			
Trade and other payables	9	2,061,731	1,403,282
Provisions	10	366,212	416,605
Total Current Liabilities		2,427,943	1,819,887
NON CURRENT LIABILITIES			
Provisions	10	17,154	20,679
Total Non-Current Liabilities		17,154	20,679
Total Liabilities		2,445,097	1,840,566
Net Assets		9,360,956	9,920,311
MEMBERS' EQUITY			
Reserves	22	6,173,571	6,173,571
Retained earnings		3,187,385	3,746,740
Total Members' Equity		9,360,956	9,920,311

The accompanying notes form part of this financial report.

STATEMENT OF CHANGES IN EQUITY FOR THE FINANCIAL YEAR ENDED 30 JUNE 2011

	Reserves (\$)	Retained earnings (\$)	Total (\$)
Balance at 1 July 2009	6,173,571	3,769,354	9,942,925
Loss for the year	-	(22,614)	(22,614)
Other comprehensive income	-	-	-
Total comprehensive loss for the year	-	(22,614)	(22,614)
Balance at 30 June 2009	6,173,571	3,746,740	9,920,311
Balance at 1 July 2009	6,173,571	3,746,740	9,920,311
Loss for the year	-	(559,355)	(559,355)
Other comprehensive income	-	-	-
Total comprehensive loss for the year	-	(559,355)	(559,355)
Balance at 30 June 2009	6,173,571	3,187,385	9,360,956

The accompanying notes form part of this financial report.

STATEMENT OF CASH FLOWS

FOR THE FINANCIAL YEAR ENDED

30 JUNE 2011

	Note	2011 (\$)	2010 (\$)
CASH FLOWS FROM OPERATING ACTIVITIES			
Receipts from members		4,420,697	5,177,323
Interest received		150,366	186,759
Dividends received		45,449	62,152
Payments to suppliers and employees		(3,776,342)	(4,883,121)
NET CASH GENERATED BY OPERATING ACTIVITIES	18	840,170	543,113
CASH FLOWS FROM INVESTING ACTIVITIES			
Payment for property, plant and equipment		(3,954,774)	(672,209)
Proceeds from sale of plant and equipment		-	-
Payment for investments		(292,623)	(449,845)
Proceeds from sale of investments		558,915	298,166
NET CASH USED IN INVESTING ACTIVITIES		(3,688,482)	(823,888)
Net decrease in cash and cash equivalents		(2,848,312)	(280,775)
Cash and cash equivalents at beginning of year		4,449,447	4,730,222
CASH AND CASH EQUIVALENTS AT END OF YEAR	4	1,601,135	4,449,447

The accompanying notes form part of this financial report.

NOTES TO AND FORMING PART OF THE ACCOUNTS AT 30 JUNE 2011

1. Statement of Accounting Policies

The financial report is a general purpose financial report that has been prepared in accordance with the Corporations Act 2001, Accounting Standards and Interpretations, and complies with other requirements of the law.

Accounting Standards include Australian equivalents to International Financial Reporting Standards ('A-IFRS'). Royal South Yarra Lawn Tennis Club (RSYLTC) complies with all Australian equivalents to A-IFRS in their entirety as applicable to not-for-profit entities.

In the current year, the Club has adopted all of the new and revised Standards and Interpretations issued by the Australian Accounting Standards Board (the AASB) that are relevant to its operations and effective for the current annual reporting period.

The financial report was authorised for issue by the Committee on 27 September, 2011. Royal South Yarra Lawn Tennis Club is a company limited by guarantee, incorporated and domiciled in Australia.

Adoption of new and revised Accounting Standards. Standards and Interpretations affecting amounts reported in the current period.

The following new and revised Standards and Interpretations have been adopted in the current year and have affected the amounts reported in these financial statements. Details of other Standards and Interpretations adopted in these financial statements but that have had no effect on the amounts reported are set out in section 2.2.

Amendments to AASB 101 'Presentation of Financial Statements' (adopted in advance of effective date of 1 January 2011)

The amendments (part of AASB 2010-4 'Further Amendments to Australian Accounting Standards arising from the Annual Improvements Project') clarify that an entity may choose to present the required analysis of items of other comprehensive income either in the statement of changes in equity or in the notes to the financial statements.

Amendments to AASB 107 'Statement of Cash Flows'

The amendments (part of AASB 2009-5 'Further Amendments to Australian Accounting Standards arising from the Annual Improvements Project') specify that only expenditures that result in a recognised asset in the statement of financial position can be classified as investing activities in the statement of cash flows. Consequently, cash flows in respect of development costs that do not meet the criteria in AASB 138 'Intangible Assets' for capitalisation as part of an internally generated intangible asset (and, therefore, are recognised in profit or loss as incurred) have been reclassified from investing to operating activities in the statement of cash flows.

NOTES TO AND FORMING PART OF THE ACCOUNTS AT 30 JUNE 2011

1. Statement of Accounting Policies (cont.)

Standards and Interpretations affecting the reported results or financial position.

There are no new and revised Standards and Interpretations adopted in these financial statements affecting the reporting results or financial position.

Standards and Interpretations adopted with no effect on financial statements.

The following new and revised Standards and Interpretations have also been adopted in these financial statements. Their adoption has not had any significant impact on the amounts reported in these financial statements but may affect the accounting for future transactions or arrangements.

AASB 2009-5 'Further Amendments to Australian Accounting Standards arising from the Annual Improvements Project'

The application of AASB 2009-5 has not had any material effect on amounts reported in the financial statements.

AASB 2010-3 'Amendments to Australian Accounting Standards arising from the Annual Improvements Project'

The application of AASB 2010-3 makes amendments to AASB 3(2008) 'Business Combinations' to clarify that the measurement choice regarding non-controlling interests at the date of acquisition is only available in respect of non-controlling interests that are present ownership interests and that entitle their holders to a proportionate share of the entity's net assets in the event of liquidation. All other types of non-controlling interests are measured at their acquisition-date fair value, unless another measurement basis is required by other Standards.

AASB 2010-4 'Further Amendments to Australian Accounting Standards arising from the Annual Improvements Project'

Except for the amendments to AASB 7 and AASB 101 described earlier in this section, the application of AASB 2010-4 has not had any material effect on amounts reported in the financial statements.

NOTES TO AND FORMING PART OF THE ACCOUNTS AT 30 JUNE 2011

1. Statement of Accounting Policies (cont.)

Standards and Interpretations in issue not yet adopted

At the date of authorisation of the financial statements, the Standards and Interpretations listed below were in issue but not yet effective.

Standard/Interpretation	Effective for annual reporting periods beginning on or after	Expected to be initially applied in the financial year ending
AASB 124 'Related Party Disclosures' (revised December 2009), AASB 2009-12 'Amendments to Australian Accounting Standards'	1 January 2011	30 June 2012
AASB 9 'Financial Instruments', AASB 2009-11 'Amendments to Australian Accounting Standards arising from AASB 9' and AASB 2010-7 'Amendments to Australian Accounting Standards arising from AASB 9 (December 2010)'	1 January 2013	30 June 2014
AASB 1053 'Application of Tiers of Australian Accounting Standards' and AASB 2010-2 'Amendments to Australian Accounting Standards arising from Reduced Disclosure Requirements'	1 July 2013	30 June 2014
AASB 2010-4 'Further Amendments to Australian Accounting Standards arising from the Annual Improvements Project'	1 January 2011	30 June 2012
AASB 2010-5 'Amendments to Australian Accounting Standards'	1 January 2011	30 June 2012
AASB 2010-6 'Amendments to Australian Accounting Standards - Disclosures on Transfers of Financial Assets'	1 July 2011	30 June 2012
AAASB 2010-8 'Amendments to Australian Accounting Standards - Deferred Tax: Recovery of Underlying Assets'	1 January 2012	30 June 2013
AASB 2010-10 'Further Amendments to Australian Accounting Standards – Removal of Fixed Dates for First-time Adopters'	1 January 2013	30 June 2014

NOTES TO AND FORMING PART OF THE ACCOUNTS AT 30 JUNE 2011

1. Statement of Accounting Policies (cont.)

Basis of Preparation

The financial report has been prepared on the basis of historical cost modified by the revaluation of selected non-current assets and financial instruments for which the fair value basis of accounting has been applied. Cost is based on the fair value of consideration given in exchange for assets. All amounts are presented in Australian dollars, unless otherwise stated.

The following significant accounting policies have been adopted in the preparation and presentation of the financial statements:

(a) Inventories

Inventories are measured at the lower of cost and net realisable value. Costs are assigned to inventory on hand by the method most appropriate to each particular class of inventory, with all classes of inventory being valued on a first in first out basis. Net realisable value represents the estimated selling price less all estimated costs of completion and costs necessary to make the sale.

(b) Property, Plant and Equipment

Each class of property, plant and equipment is carried at cost less, where applicable, any accumulated depreciation.

Property

Buildings, plant and equipment are stated at cost less accumulated depreciation and impairment. Costs include expenditure that is directly attributable to the acquisition of the item. In the event that settlement of all or part of the expenditure is deferred, cost is determined by discounting the amounts payable in the future to their present value as at the date of acquisition.

Plant and Equipment

Depreciation is provided on property, plant and equipment, including freehold buildings but excluding land. Depreciation is calculated on a straight line basis so as to write off the net cost or other revalued amount of each asset over its expected useful life to its estimated residual value. The estimated useful lives, residual values and depreciation method are reviewed at the end of each annual reporting period, with the effect of any changes recognised on a prospective basis.

Depreciation

The depreciable amount of all fixed assets including building and capitalised lease assets, but excluding freehold land, is depreciated by the Club on a straight line basis over their useful lives commencing from the time the asset is held ready for use.

The depreciation rates used for each class of depreciable assets compared to the rates used last financial year are:

1. Statement of Accounting Policies (cont.)

CLASS OF FIXED ASSET	DEPRECIATION RATES	
	2011	2010
Motor Vehicles	20%	20%
Plant and Equipment	20 - 33%	20 - 33%
Buildings and Improvements	4 - 10%	4 - 10%

(c) Income Tax

An income tax liability has not been raised as the Club's activities make its income exempt from tax pursuant to the Income Tax Assessment Act.

(d) Trade & Other Receivables

Trade and other receivables are stated at cost less impairment losses. The average credit period on sale of goods and rendering of services is 30 days. Credit balances on Members' accounts are applied to futures charges, or refunded to relevant members as appropriate.

In determining the recoverability of a trade receivable, the Club considers any change in the credit quality of the trade receivable from the date credit was initially granted up to the reporting date. Based on historic default rates, the Club believes that no impairment allowance is necessary in respect of trade receivables.

(e) Trade & Other Payables

Trade and other payables (including accrued expenses) represents liabilities for goods and services provided prior to the end of the financial year and which are unpaid. The amounts are unsecured, and are paid within normal supplier trading terms, but usually no longer than 30 days.

(f) Employee Benefits

A liability is recognised for employee entitlements arising from services rendered by employees to balance date, when it is probable that settlement will be required and they are capable of being measured reliably. Employee entitlements expected to be settled within one year together with entitlements arising from wages and salaries, and annual leave which will be settled within 12 months, have been measured at their nominal values using the remuneration rate expected to apply at the time of settlement. Liabilities recognised in respect of employee benefits which are not expected to be settled within 12 months are measured as the present value of the estimated future cash outflows to be made by the Club in respect of services provided by employees up to reporting date.

Contributions are made by the Club to employee superannuation funds and are charged as expenses when incurred.

(g) Cash & Cash Equivalents

Cash comprises cash on hand and demand deposits. Cash equivalents are short-term, highly liquid investments that are readily convertible to known amounts of cash and which are subject to an insignificant risk of changes in value. Bank overdrafts are shown within borrowings in current liabilities in the statement of financial position.

(h) Revenue

Revenue is measured at the fair value of the consideration received or receivable. Revenue from membership subscriptions is recognised upon the renewal date of the subscription. Entrance Fees are recognised as revenue when received. Revenue from the sale of goods is recognised upon delivery of goods to customers. Interest revenue is recognised on a proportional basis taking into account the interest rates applicable to the financial assets. Dividend revenue from investments is recognised when the shareholder's right to receive payment has been established.

(i) Goods & Services Tax (GST)

Revenues, expenses and assets are recognised net of the amount of goods and services tax (GST) except:

- Where the amount of GST incurred is not recoverable from the taxation authority, it is recognised as part of the cost of acquisition of an asset or as part of an item of expense or;
- For receivables and payables which are recognised inclusive of GST.

The net amount of GST recoverable from, or payable to, the taxation authority is included as part of receivables or payables.

1. Statement of Accounting Policies (cont.)

(j) Impairment of Tangible Assets

At each reporting date, the Club reviews the carrying amounts of its tangible assets to determine whether there is any indication that those assets have suffered an impairment loss. If any such indication exists, the recoverable amount of the asset is estimated in order to determine the extent of the impairment loss (if any).

Recoverable amount is the higher of fair value less costs to sell and value in use.

In respect of not-for-profit entities, where the future economic benefits of an asset is not primarily dependent on the assets' ability to generate net cash inflows and where the entity would, if deprived of the asset, replace its remaining future economic benefits, value in use is determined as the depreciable replacement cost of an asset less, where applicable, accumulated depreciation calculated on the basis of such cost to reflect the already consumed or expired future economic benefits of the asset. The current replacement cost of an asset is its cost measured by reference to the lowest cost at which the gross future economic benefits of that asset could currently be obtained in the normal course of business.

If the recoverable amount of an asset is estimated to be less than its carrying amount, the carrying amount of the asset is reduced to its recoverable amount. An impairment loss is recognised immediately in profit or loss, unless the relevant asset is carried at fair value, in which case the impairment loss is treated as a revaluation decrease.

Where an impairment loss subsequently reverses, the carrying amount of the asset is increased to the revised estimate of its recoverable amount, but only to the extent that the increased carrying amount does not exceed the carrying amount that would have been determined had no impairment loss been recognised for the asset in prior years. A reversal of an impairment loss is recognised in profit or loss immediately.

(k) Financial Assets

Financial assets are stated at market value at balance date, with any resultant gain or loss recognised in profit or loss. The net gain or loss recognised in profit or loss excludes any dividend or interest earned on the financial asset. Fair value is determined with reference to quoted market prices.

(l) Working Capital

Members subscriptions received in advance amount to \$1,294,310 and are recognised in this financial report as a liability as the revenue relates to the year ending 30 June 2012. The consequence of this treatment is a net working capital deficiency of \$671,793 (2010: net surplus \$2,898,185). This liability will be transferred to revenue in the following financial year ending 30 June 2012 thereby restoring the Club's working capital position.

(m) Critical Accounting Judgments & Key Sources of Estimation Uncertainty

In the application of the Company's accounting policies, management is required to make judgments, estimates and assumptions about carrying values of assets and liabilities that are not readily apparent from other sources. The estimates and associated assumptions are based on historical experience and other factors that are considered to be relevant. Actual results may differ from these estimates. The estimates and underlying assumptions are reviewed on an ongoing basis. Revisions to accounting estimates are recognised in the period in which the estimate is revised if the revision affects only that period, or in the period of the revision and future periods if the revision affects both current and future periods.

2. Revenue

	2011 (\$)	2010 (\$)
(a) Operating revenue		
Membership income	2,645,307	2,497,216
Sporting facilities hire, fitness and crèche	157,251	130,533
Hospitality sales	1,209,775	2,050,175
Entrance fees received	184,113	261,116
Interest received	150,366	186,759
Dividend income received	45,449	62,152
Rents received	199,317	225,080
Total revenue	4,591,578	5,413,031
(b) Other Income		
Gain on investments	56,838	83,040

3. Loss for the Year

Loss for the year has been arrived at after charging the following losses:

Expenses		
Cost of Sales	544,899	796,956
Employee benefits expenses	2,381,504	2,496,975
Depreciation of non-current assets		
- buildings	534,080	528,927
- plant and equipment	153,994	160,649
Total depreciation	688,074	689,576
Total auditors remuneration	20,475	22,500

The auditors have not received any other benefits. The auditor is Deloitte Touche Tohmatsu.

4. Cash Assets

	2011 (\$)	2010 (\$)
Cash on hand	2,100	2,100
Cash at bank	585,359	1,064,033
At call investments and bank bills	985,664	3,356,670
Cash at bank – Royal South Yarra Lawn Tennis Club Foundation	28,012	26,644
	1,601,135	4,449,447

5. Receivables

Members' House accounts	28,448	60,073
Ageing of past due but not impaired:-		
0 – 30 days	23,726	30,019
30 – 90 days	4,722	26,865
90 days and older	-	3,189
	28,448	60,073

The average credit period on sale of goods and rendering of services is 30 days.

Credit balances on Members' accounts are applied to futures charges, or refunded to relevant members as appropriate.

In determining the recoverability of a trade receivable, the Club considers any change in the credit quality of the trade receivable from the date credit was initially granted up to the reporting date. Based on historic default rates, the Club believes that no impairment allowance is necessary in respect of trade receivables.

6. Other Assets

	2011 (\$)	2010 (\$)
Prepayments	55,990	121,192

7. Property, Plant and Equipment

Freehold land at:		
- cost	2,500,275	2,500,275
Buildings and improvements at:		
- cost	7,255,923	7,139,435
Less accumulated depreciation	(5,379,270)	(4,844,190)
	1,876,653	2,295,245
Total land and buildings	4,376,928	4,795,520
Plant and equipment at:		
- cost	2,529,737	2,345,919
Less accumulated depreciation	(2,071,429)	(1,917,435)
	458,308	428,484
Capital works in progress	4,555,804	900,336
Total property, plant and equipment	9,391,040	6,124,340

(a) An independent valuation of freehold Land and Buildings was undertaken as at June 2008 by Jefferey Tempny, AAPI Certified Practising Valuer, of Rushton Valuers Pty Ltd. The valuation ascribed to the Land and Buildings was \$53,300,000 (June 2005: \$30,750,000), which was based on an assessment of the properties' market value. This value exceeds the carrying value of Land and Buildings disclosed in the financial statements.

(b) Movement in the carrying amounts for each class of property, plant and equipment between the beginning and the end of the current financial year:

7. PROPERTY, PLANT AND EQUIPMENT (continued)

2011	Freehold land (\$)	Buildings (\$)	Plant & Equipment (\$)	Capital works in progress (\$)	TOTAL (\$)
Balance at beginning of the year	2,500,275	2,295,245	428,484	900,336	6,124,340
Additions	-	20,474	158,272	3,776,028	3,954,774
Disposals (net)	-	-	-	-	-
Transfers	-	95,014	25,546	(120,560)	-
Depreciation	-	(534,080)	(153,994)	-	(688,074)
Balance at the end of the year	2,500,275	1,876,653	458,308	4,555,804	9,391,040

Capital works in progress includes items that were completed before balance day and transferred to specific assets.

2010	Freehold land (\$)	Buildings (\$)	Plant & Equipment (\$)	Capital works in progress (\$)	TOTAL (\$)
Balance at beginning of the year	2,500,275	2,824,172	377,349	439,911	6,141,707
Additions	-	-	100,085	572,124	672,209
Disposals (net)	-	-	-	-	-
Transfers	-	-	111,699	(111,699)	-
Depreciation	-	(528,927)	(160,649)	-	(689,576)
Balance at the end of the year	2,500,275	2,295,245	428,484	900,336	6,124,340

8. Other Financial Assets At Fair Value Through Profit And Loss

	2011 (\$)	2010 (\$)
(a) Equities investment portfolio	658,863	918,465

OTHER FINANCIAL ASSETS BY CATEGORY

	2011 (\$)		2010 (\$)	
	Cost	Market	Cost	Market
(b) Domestic Equities	479,286	474,193	748,619	791,198
International Equities	189,907	184,670	98,388	83,419
Listed Property Trusts	-	-	70,836	43,848
Total equities	669,193	658,863	917,843	918,465
Total other financial assets	669,193	658,863	917,843	918,465

TOTAL PORTFOLIO MOVEMENT

	2011 (\$)	2010 (\$)
(c) Total Equities	658,863	918,465
Fixed Interest and Cash (Included in note 4 – At call investments)	850,439	1,098,936
Total investment funds	1,509,302	2,017,401

The financial assets above represent part of an Investment Portfolio, managed by professional investment managers, set aside for growth over the long term. The Portfolio represents approximately 20% of the Club's investment holdings (i.e. investment property and financial assets excluding the Clubhouse, grounds and accommodation at market value (most recent valuation June 2008)).

The Investment portfolio comprised approximately 43% equities and 57% fixed interest and cash at year end.

All term deposits and bank accounts benefited from the government guarantee on deposits.

9. Payables

Trade creditors	715,807	371,970
Subscription paid in advance	1,294,310	779,208
Accrued expenses	23,602	225,460
Royal South Yarra Lawn Tennis Club Foundation funds held on trust (refer note 20)	28,012	26,644
	2,061,731	1,403,282

The average credit period on purchases is between 7 to 30 days. No interest is charged by trade creditors.

10. Provisions

Current		
Annual leave	136,147	154,656
Long service leave	230,065	261,949
	366,212	416,605
Non Current		
Long service leave	17,154	20,679
	383,366	437,284

11. Members' Entitlement

The Club is a company limited by guarantee. If the Club is wound up, the Articles of Association state each member is required to contribute a maximum of \$8.40 each towards meeting any outstanding liabilities of the Club.

As at 30 June 2011, the number of members was 4,394 (2010: 4,573).

12. Segment Revenue

The Club operates predominantly as a tennis club with membership facilities. Other activities do not represent a substantial proportion of the total operations of the Club.

13. Contingent Assets

	2011 (\$)	2010 (\$)
The Club has the following contingent asset arising in respect of:		
Entrance fees receivable	961,321	1,077,989

Entrance fees are recorded as revenue when received and the above amount represents the total amount of deferred entrance fees receivable from existing members.

14. Superannuation Commitments

Employees are entitled to benefits on retirement, disability or death after serving a qualifying period. The superannuation plans provide accumulated benefits based on contributions made and share of net income of the funds. The Club contributes various percentages of employees' wages to the plans, generally at the rate required by the Superannuation Guarantee.

15. Remuneration of Committee Members

Number of Club Committee members (whose names are listed in the Committee Report):

	2011 (No.)	2010 (No.)
	14	14

All Committee members served in an honorary capacity so no remuneration was paid to any Committee Members.

16. Remuneration of Key Management Personnel

Employees having authority and responsibility for the planning, directing and controlling the activities of the entity, directly or indirectly:

General Manager	Kim Young		
Finance Director	Tim Juusti		
Hospitality Director	James Fien		
Administration Manager	Robyn Baker		
Head Chef	Peter Villingier		
Club Curator	William Turner		
		2011 (\$)	2010 (\$)
Total salaries		621,987	588,664
Total superannuation		133,036	123,692
Total remuneration		755,023	712,356

17. Related Party Transactions

No member of the Committee has received, or has become entitled to receive, a benefit by reason of a contract made by the Club with the member of the Committee or with a firm of which he or she is a member or with a company in which he or she has a substantial financial interest. All Committee Members use the Club's facilities on an arm's length basis.

18. Cash and Cash Equivalents

(a) Reconciliation of cash and cash equivalents

For the purposes of the statement of cash flows, cash and cash equivalents includes cash on hand and in banks and investments in money market instruments, net of outstanding bank overdrafts. Cash and cash equivalents at the end of the year as shown in the statement of cash flows can be reconciled to the related items in the statement of financial position as follows:

	2011 (\$)	2010 (\$)
Cash on hand	2,100	2,100
Cash at bank	585,359	1,064,033
At call investments and bank bills	985,664	3,356,670
Cash at bank – Royal South Yarra Lawn Tennis Club Foundation	28,012	26,644
	1,601,135	4,449,447

(b) Reconciliation of loss for the year to net cash flows from operating activities

Loss for the year	(559,355)	(22,614)
Depreciation	688,074	689,576
Loss on sale of fixed assets	-	-
Net gain arising on investments classified as fair value through profit and loss	(6,690)	(53,841)
Increases \ (decreases) in provisions		
Annual leave	(18,509)	29,512
Long service leave	(35,409)	70,783
(Increases) \ decreases in assets		
Other assets	65,202	(60,144)
Receivables	31,625	67,044
Inventories	16,783	1,069
Increases \ (decreases) in liabilities		
Payables	658,449	(178,272)
Net cash generated by operating activities	840,170	543,113

19. Financial Instruments

Financial assets

	2011 (\$)	2010 (\$)
Investments held for trading at fair value through profit or loss	658,863	918,465
Receivables	28,448	60,073
Accrued income	-	-
Prepayments	55,990	121,192
Cash and cash equivalents	1,601,135	4,449,447
	2,344,436	5,549,177

Financial liabilities held at amortised cost

Payables	739,409	597,430
	739,409	597,430

(a) Market Risk

The Club's activities expose it primarily to the financial risks of changes in interest rates (refer to note 19(c)). There has been no change in the Club's exposure to market risk in which it manages and measures the risk from previous periods.

(b) Interest Rate Risk Management

The Club is exposed to interest rate risk on cash and cash equivalents. The Club's exposure to interest rates on financial assets is detailed in the liquidity risk management section of this note.

(c) Interest Rate Sensitivity Analysis

Interest rate sensitivity analysis have been determined based on the exposure to interest rates at the reporting date and the stipulated change taking place at the beginning of the financial year and held constant throughout the reporting period. At reporting date, if interest rates had been 50 basis points higher or lower and all other variables were held constant, the Club's net loss would decrease \ increase by \$7,866 (2010: net loss would decrease \ increase by \$22,114).

(d) Credit Risk Exposures

The maximum exposure to credit risk, excluding the value of any collateral or other security, at balance date to recognise financial assets is the carrying amount of those assets, net of any provisions for doubtful debts, are as disclosed in this report.

The Club derives a large portion of its revenues from annual subscriptions and entrance fees. Members have the option to accept deferred payment arrangements for subscriptions and entrance fees in line with the Club's membership policies.

Where members do not pay subscriptions and entrance fees in line with the Club's policies, membership may be suspended or withdrawn. Historically, the Club has a very low default rate on the receipt of subscriptions and entrance fees from members electing to take deferred payments terms.

The Club's financial instruments are held with the ANZ Bank, ANZ Trustees or Carnbrea Investment & Finance.

19. Financial Instruments (cont.)

(e) Liquidity Risk Management

Ultimate responsibility for liquidity risk management rests with the committee members, who have built an appropriate liquidity risk management framework for the management of the Club's liquidity management requirements. The Club manages liquidity risk by maintaining sufficient cash balances.

Liquidity and interest rate risk tables

The following table details the Club's contractual maturity for its non-derivative financial liabilities. The table shows the undiscounted cash flows of financial liabilities based on the earliest date on which the Club can be required to pay. The table includes both interest and principal cash flows.

2011	Weighted average effective interest rate (%)	Less than 1 month (\$)	1 – 3 months (\$)	3 months and longer (\$)
Financial liabilities				
Payables	-	739,409	-	-
2010				
Financial liabilities				
Payables	-	597,430	-	-

The following table details the Club's expected maturity for its non-derivative financial assets. The tables below have been prepared based on the undiscounted contractual maturities of the financial assets including interest that will be earned on those assets except where the Club anticipates that the cash flow will occur in a different period.

2011	Weighted average effective interest rate (%)	Less than 1 month (\$)	1 – 3 months (\$)	3 months and longer (\$)
Financial assets				
Cash and cash equivalents	4.30	1,601,135	-	-
Financial investments		658,863	-	-
Receivables		28,448	-	-
Accrued income		-	-	-
Prepayments		55,990	-	-
		2,344,436	-	-
2010				
Financial assets				
Cash and cash equivalents	4.26	4,449,447	-	-
Financial investments		918,465	-	-
Receivables		60,073	-	-
Accrued income		-	-	-
Prepayments		121,192	-	-
		5,549,177	-	-

Fair value measurements recognised in the statement of financial position.

The following table provides an analysis of financial instruments that are measured subsequent to initial recognition at fair value, grouped into Levels 1 to 3 based on the degree to which the fair value is observable:

- Level 1 fair value measurements are those derived from quoted prices (unadjusted) in active markets for identical assets or liabilities.
- Level 2 fair value measurements are those derived from inputs other than quoted prices included within Level 1 that are observable for the asset or liability, either directly (i.e. as prices) or indirectly (i.e. derived from prices).
- Level 3 fair value measurements are those derived from valuation techniques that include inputs for the asset or liability that are not based on observable market data (unobservable inputs).

	Level 1	Level 2	Level 3	Total
2011				
Financial Assets at FVTPL				
Investments held for trading at fair value through profit or lost	658,863	-	-	658,863
Total	658,863	-	-	658,863
2010				
Financial Assets at FVTPL				
Investments held for trading at fair value through profit or lost	918,465	-	-	918,465
Total	918,465	-	-	918,465

20. Royal South Yarra Lawn Tennis Club Foundation

The Royal South Yarra Lawn Tennis Club Foundation was established to accumulate funds so that the Club will be in a position to fund significant improvements to Club facilities, and to develop tennis, without the financial burden falling solely upon future generation of Members.

The purposes of the Foundation include the receipt of donations, bequests and grants, and the application of those funds solely for the benefit of the Club.

The Foundation is administered in accordance with the RSYLTC Foundation Trust deed dated 16th November 2006.

	2011 (\$)	2010 (\$)
Foundation cash assets	28,012	26,644

21. Commitment for Expenditure

	2011 (\$)	2010 (\$)
Clubhouse Redevelopment		
Not longer than 1 year	1,070,000	3,182,264
Longer than 1 year but not longer than 5 years	-	-
	1,070,000	3,182,264

The Clubhouse Redevelopment commitment may be subject to negotiated variations.

22. Reserves

	2011 (\$)	2010 (\$)
Members' equity reserve	6,173,571	6,173,571

The members' equity reserve comprises income received from non-trading activities, such as entrance fees income, interest income and calls made on members.

23. Events Subsequent to Reporting Date

No events have occurred subsequent to 30 June 2011 that may affect conditions at balance date.

24. Funds Paid by the Australian Sports Foundation

The Australian Sports Foundation paid out \$nil (2010: \$42,775) for the development project.

25. Registered Office

Royal South Yarra Lawn Tennis Club, 310 Williams Road North, Toorak VIC 3142

UNAUDITED STATEMENT OF CLUBHOUSE TRADING FOR THE YEAR ENDED 30 JUNE 2011

Unaudited Financial Information

The additional financial information, being the attached Consolidated Statement of Income and Expenditure has been compiled by the management of the Club.

No audit or review has been undertaken and accordingly no assurance is expressed.

No person should rely on the additional financial information without having an audit or review conducted.

Consolidated	2011 (\$)	2010 (\$)
Revenue		
Total Membership Revenue	2,829,421	2,771,215
Total Sport Revenue	139,446	117,650
Total Merchandise Revenue	17,804	-
Total Hospitality Revenue	1,209,775	2,050,175
Total Accommodation Revenue	155,199	142,550
Total Investment Revenue	296,771	435,062
Total Revenue	4,648,416	5,516,652
Cost of Sales		
Total Merchandise/Sundry Cost of Sales	17,144	-
Total Hospitality Cost of Sales	527,755	796,956
Total Accommodation Cost of Sales	-	-
Total Investments Cost of Sales	-	-
Total Cost of Sales	544,899	796,956
Gross Margin	4,103,517	4,719,696
Payroll		
Total Membership/Sport/Curatorial/Admin Payroll	1,212,874	1,204,924
Total Hospitality Payroll	1,168,435	1,262,986
Total Accommodation Payroll	-	29,065
Total Investments Payroll	-	-
Total Payroll	2,381,309	2,496,975

	2011 (\$)	2010 (\$)
Overheads		
Audit/Accounting	28,017	24,237
Advertising/Marketing/Communications/Newsletter	63,853	34,521
Affiliation & Membership Fees	61,523	62,946
Bank/Credit Card Charges/Interest	35,076	30,198
Competition Costs	27,432	35,734
Discount of Sales/Promotional Activities	57,166	109,806
Computer/IT/POS Costs	42,645	32,055
Cleaning/Pest Control	201,840	168,774
Consumables	36,816	37,839
Depreciation & Amortisation	688,074	689,576
Doubtful Debts Expense	-	-
Electricity & Gas	137,764	140,271
Entertainment	-	1,344
Flowers/Music/Décor/Newspapers/Foxtel	33,849	26,421
Gas - Beverages	12,474	6,313
Grants & Donations	-	-
Insurance	47,390	36,731
Laundry	71,836	77,166
Leasing & Hire Charges	2,086	-
Licenses/Permits/Fees/Charges/Tolls	3,943	2,104
Loss on Sale of Asset	-	-
Miscellaneous	5,816	4,520
Motor Vehicle	5,524	4,919
Office Supplies & Stationery	19,241	12,459
Postage/Freight/Transport	21,077	37,564
Printing/Signage	49,559	71,562
Professional Services	86,724	35,246
Promotional Activities	-	-
Rates/Land Tax/Charges	106,536	136,399
Repairs & Maintenance	279,904	280,125
Replacements	19,453	6,304
Security	28,496	33,952
Staff Meals/Uniform/Training	70,211	60,836
Staff Recruitment	21,434	22,368
Travel & Accommodation	-	-
Telephone/Fax/Internet/Comms	15,804	23,045
Water Purchases	-	-
Total Overheads	2,281,563	2,245,335
(Deficit)	(559,355)	(22,614)

Tennis is the satisfaction of a perfectly struck groundstroke and the satisfying “punch” of a volley, timed and executed to perfection, the satisfaction of winning a close match, and paradoxically, the pleasure of losing a close match that you played to the limit of your ability. Tennis is encouraging your partner and congratulating your opponents, win or lose. Tennis is elation, despair and determination, all in one. It is the most enjoyable of pastimes and as such deserves to be enjoyed in the excellent surroundings, in good company and in the best of spirits.

This is how tennis is played at Royal South Yarra Lawn Tennis Club.


The traditions of a great club are so much more than merely its history. Traditions flow from the behaviour, the beliefs and the character of the individuals who were instrumental in creating history. There is a living quality in tradition... a quality that is passed on from one generation of members to the next.

Royal South Yarra has been an integral part of the Melbourne scene since the 1880's. Born in an age of grace and style and manners, the Club has succeeded in retaining those qualities for over 125 years. It has been our long-standing tradition that enjoyment of the game is the principal aim of playing. The unwritten laws of sportsmanship and behaviour are still as important to us as the official playing rules. Our members embrace this philosophy whole-heartedly. They play the game competitively, remembering always, that it is only a game. Therein lies the true difference between history and tradition.

Since 1884, some of the greatest names in tennis have graced the courts and the honour boards of our Club. So today, when you step onto a court at Royal South Yarra you may well be treading the path of players who made this country such a dominant force in world tennis. And while your forehands may not flow as freely as theirs, or your serves devastate your opponents so completely, you can at least aspire to enjoy the game and the magnificent facilities every bit as much as they did.

The Committee of Management and the Club's professional staff of 50 personnel maintain the Club to sustain the traditions, with a philosophy that places emphasis on quality and service.

A private sporting club in the traditional sense, the Royal South Yarra Lawn Tennis Club is open to members and their guests seven days a week, throughout the year.



The south yarra tennis club 1891

ROYAL SOUTH YARRA LAWN TENNIS CLUB

310 Williams Road North, Toorak Victoria 3142 Australia. PO Box 168 Toorak Victoria 3142 Australia

T +61 3 9829 1556 **F** +61 3 9829 1560 **E** admin@rsyltc.org.au **W** www.rsyltc.org.au ABN 77 004 119 733